

# Knox County Explorer Guide

Written by Rachel Griffin for

*Knox County, Tennessee*



For Doris “Doya” and Jim “Papa” Parsons, who always encouraged my love for parks and the great outdoors. Here’s to a new generation of kids with the same passion you supported in me.



# Table of Contents

Adventure Skill #1- Packing an Adventure Bag	1
A Note on Stewardship	2
Adventure Skill #2- Taking Field Notes	3
Field Note Pages	4-23
Weather Journal	24-27
Adventure Skill #3- Reading a Map	28
New Harvest Park Spotlight	29-33
Sterchi Hills Park Spotlight	34-38
French Memorial Park Spotlight	39-43
Find-A-Park Map	45
Parks Amenities List	46
Recommended Reading	47



# Adventure Skill #1

## How to Pack an Adventure Bag

1

In order to explore Knox County Parks to their fullest, you'll need to pack the right tools. Here's what you'll need:



A water bottle- staying hydrated will let you explore longer and more safely.



A hat and sunglasses- protect your face and head from sunburns.



Insect repellent- Using bug spray will keep irritating or harmful insects away from you.



A bag or backpack- to hold all of your adventure supplies.



Sunscreen- wearing sunscreen will protect your skin from painful burns and long-term sun damage.



Healthy Snacks- keep your energy up for your adventures.

Here are some additional supplies that may make your journey more fun and exciting:



A compass- to guide you through the parks and help you read maps.



A guidebook- guides like this one can provide helpful directions or places to take notes



Binoculars- to help you see far away and spot wildlife.



A camera- to take pictures of your adventures

*a note on*

# Stewardship

Stewardship is the responsibility we share to be caretakers of nature. We share this beautiful space with all kinds of living things, and we have a duty to be good neighbors to them and to each other. Practice good stewardship in our parks by giving animals the space they need to thrive, by leaving leaves, flowers, and rocks where you find them, and by taking your belongings with you when you leave. Please be a good neighbor and do your best to leave the parks how you found them.



# Adventure Skill # 2

## How to Take Field Notes

Field notes are a valuable part of exploration. They help you keep track of all the wildlife you encounter on your adventures. If you see something interesting and want to learn more about it when you get home, your field notes will be a valuable resource. Here's how to write them.



**Step 1:** Find something you want to document. This can be anything you find interesting or would like to learn more about.


**Step 2:** Take a photo or draw a picture of your subject. This way, you'll more accurately remember what it looks like later.



**Step 3:** Write down things you notice that aren't in the picture. How big is it? Is it making a noise? Where did you find it? What park were you at?

**Step 4:** When you get home, use your notes to identify your subject and learn more about it!


Here's an example. Put your picture in the box, and write your notes on the lines



About one inch long, no noise, seen at night, glows with a  
flashing light. Found at Spring Place Park.

# Seed Guide

Below are some of the seeds you may see while exploring Knox County parks. For more seed identifications, pick up one of the guides listed at the end of this book from your nearest Knox County Library branch!




## Black Walnut

Black walnut seeds are surrounded by a hard shell and a fibrous fruit about the size of an adult fist. Be careful- the outer skins can stain skin and clothes if you touch them!




## Maple

Also called helicopter seeds, maple seeds have a leaf-like structure that allows them to be carried on the wind. Hold one up high and drop it to watch it spin!



## Pecan


Like the walnut, the meat of this seed is inside a hard shell and fibrous fruit. When ripe, the outer fruit splits apart, allowing the seed to drop to the ground.



## Redbud

These narrow, papery pods will hold several tiny seeds. Their tree can be recognized in the springtime by their small, vibrant, pink flowers.

Use this page to write field notes for the different seeds you see. Draw the seed in the box and write your notes on the lines.




---

---

---

---

---



---


---

---

---


---

Use this page to write field notes for the different seeds you see. Draw the seed in the box and write your notes on the lines.



---

---



---

---


---

---

---




Use this page to write field notes for the different seeds you see. Draw the seed in the box and write your notes on the lines.



Two horizontal lines for writing field notes, corresponding to the first drawing box.

Three horizontal lines for writing field notes, corresponding to the second drawing box.




Two horizontal lines for writing field notes, corresponding to the second drawing box.

Three horizontal lines for writing field notes, corresponding to the third drawing box.

# Insect Guide

Below are some of the insects you may see while exploring Knox County parks. For more insect identifications, pick up one of the guides listed at the end of this book from your nearest Knox County Library branch!

**Warning:** Many insects bite or sting. Do not pick up insects in the wild




## Ladybug

Also called a ladybird, these beetles are recognizable by their bright red shells. Watch out for their lookalike, the Asian Lady Beetle, which has a white "M" on its back.



## Honey Bee

Domestic honeybees come from Europe and are used to produce honey and pollinate crops! They can be recognized by their small black and yellow bodies.



## Firefly

Fireflies are nocturnal, waking up at night. They use a method called bioluminescence to communicate. This means their bodies light up to send messages to each other!




## Cicada

You may hear cicadas in the trees in the summertime, or find their brown shells scattered around. These large insects nest underground for 17 years!



Use this page to write field notes for the different insects you see. Draw the insect in the box and write your notes on the lines.




---

---

---

---

---



---


---

---

---

---

Use this page to write field notes for the different insects you see. Draw the insect in the box and write your notes on the lines.




---

---

---

---

---



---


---

---

---

---

Use this page to write field notes for the different insects you see. Draw the insect in the box and write your notes on the lines.




---

---

---

---

---



---

---


---

---

---


# Flower Guide

Below are some of the flowers you may see while exploring Knox County parks. For more flower identifications, pick up one of the guides listed at the end of this book from your nearest Knox County Library branch!



## Tulip Poplar

Tennessee's state tree can be recognized by its orange-green petals and long strands of stamens. Stamens are the parts of the flower that produce pollen.



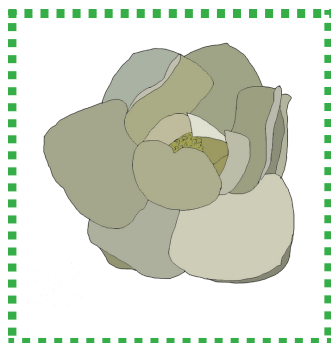
## Trillium

Native trillium has three-petaled white flowers. It blooms from late winter through spring.



## Rhododendron


Rhododendron Flowers grow on hardy shrubs. They have distinctive white, red, and pink flowers with white edges to their petals.



## Magnolia

Magnolia trees have large, low branches and wide, waxy leaves with brown undersides that stay on the tree all winter. They have large, white flowers with wide, waxy petals.

Use this page to write field notes for the different flowers you see. Draw the flower in the box and write your notes on the lines.




---

---

---

---

---



---


---

---

---


---

Use this page to write field notes for the different flowers you see. Draw the flower in the box and write your notes on the lines.



---


---



---

---

Use this page to write field notes for the different flowers you see. Draw the flower in the box and write your notes on the lines.




---

---

---

---

---



---

---

---

---

---

# Leaf Guide

Below are some of the leaves you may see while exploring Knox County parks. For more leaf identifications, pick up one of the guides listed at the end of this book from your nearest Knox County Library branch!




## Poison Ivy

Three leaves, let it be! Poison Ivy has three leaves in each cluster with pointed edges and a fuzzy vine. Watch out, because all parts of this plant will cause a painful rash.



## Maple

These three-lobed leaves grow on maple trees. Recognize them by their shape in spring and summer, and by their bright red color in the fall.



## Kudzu

A poison ivy look-alike, this invasive plant will take over spaces, blocking other plants off from water and light. It differs from poison ivy in its smoother outline and smooth vine.




## Oak

These leaves are long and skinny with many rounded lobes. They turn brown in the fall and come from the same tree that produces acorns.



Use this page to write field notes for the different leaves you see. Draw the leaf in the box and write your notes on the lines.




---

---

---

---

---



---


---

---

---

---

Use this page to write field notes for the different leaves you see. Draw the leaf in the box and write your notes on the lines.




---

---

---

---

---



---


---

---

---

---

Use this page to write field notes for the different leaves you see. Draw the leaf in the box and write your notes on the lines.




---



---




---



---



---




---



---



---



---



---

# Animal Tracks Guide

Below are some of the tracks you may see while exploring Knox County parks. For more track identifications, pick up one of the guides listed at the end of this book from your nearest Knox County Library branch!

**Warning:** never follow any trails left by wild animals



## Dog

Knox County has several dog parks, so you are likely to see dog prints. These are about as wide as they are tall, with four close-together toes and claws.




## Turkey

Turkey tracks have three long toes in the front and one in the back. Each toe has a claw at the end.



## Coyote


Coyote prints look a lot like dog prints, but they have some key differences. They tend to be longer than they are wide, with four spaced-apart toes and claws.



## Deer

Deer have hooves made out of the same material as your fingernails! You will see a split hoof print with two small indents at the heel.

Use this page to write field notes for the different tracks you see. Draw the track in the box and write your notes on the lines.




---

---

---

---

---



---


---

---

---

---

Use this page to write field notes for the different tracks you see. Draw the track in the box and write your notes on the lines.




---

---

---

---

---



---


---

---

---

---

Use this page to write field notes for the different tracks you see. Draw the track in the box and write your notes on the lines.




---

---

---

---

---



---

---



---

---


---

# Weather Journal

Another way to learn about Knox County's natural world is watching the weather. Weather journaling is a good way to keep track of your observations. Watch the local news for the weather forecast, then compare to what you observe. How accurate was it? How does the weather change through the year?



Here's an example. Notice how temperatures include both high and low.

	SUN	MON	TUES	WED	THURS	FRI	SAT
PREDICTED TEMP	42/23	51/26	54/31	57/38	56/43	55/37	47/23
ACTUAL TEMP	42/22	51/26	45/25	58/38	56/43	55/36	47/23
PREDICTED WEATHER	sunny	partly cloudy	partly cloudy	partly cloudy	rainy	rainy	partly cloudy
ACTUAL WEATHER	sunny	sunny	rainy	partly cloudy	rainy	rainy	partly cloudy



# Weather Journal



SUN

MON

TUES

WED

THURS

FRI

SAT

PREDICTED  
TEMPACTUAL  
TEMPPREDICTED  
WEATHERACTUAL  
WEATHER

SUN

MON

TUES

WED


THURS


FRI

SAT

PREDICTED  
TEMPACTUAL  
TEMPPREDICTED  
WEATHERACTUAL  
WEATHER

# Weather Journal

	SUN	MON	TUES	WED	THURS	FRI	SAT
PREDICTED TEMP							
ACTUAL TEMP							
PREDICTED WEATHER							
ACTUAL WEATHER							

	SUN	MON	TUES	WED	THURS	FRI	SAT
PREDICTED TEMP							
ACTUAL TEMP							
PREDICTED WEATHER							
ACTUAL WEATHER							

# Weather Journal



SUN

MON

TUES

WED

THURS

FRI

SAT

PREDICTED  
TEMPACTUAL  
TEMPPREDICTED  
WEATHERACTUAL  
WEATHER

SUN

MON

TUES

WED

THURS

FRI

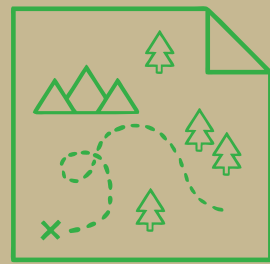
SAT

PREDICTED  
TEMPACTUAL  
TEMPPREDICTED  
WEATHERACTUAL  
WEATHER



# Adventure Skill # 3

## How to Read a Map



Maps are a great tool to have with you on your adventures! They can tell you about a place, keep you from getting lost, and help you find things you wouldn't have looked for otherwise. Here are the symbols you may find on maps and what they mean.



**You Are Here:** this symbol is used on stationary maps to show where a specific point is relative to the surrounding area.

**A Compass Rose:** this shows you what direction the map is oriented to, so you know what direction things are from each other.



**A Scale:** this shows you how big everything in the park is in comparison to the map

Below is a map key. This shows you what symbols that specific map is using.

	<b>TREE</b>		<b>PICNIC SHELTER</b>
	<b>BATHROOM</b>		<b>CAMPGROUND</b>





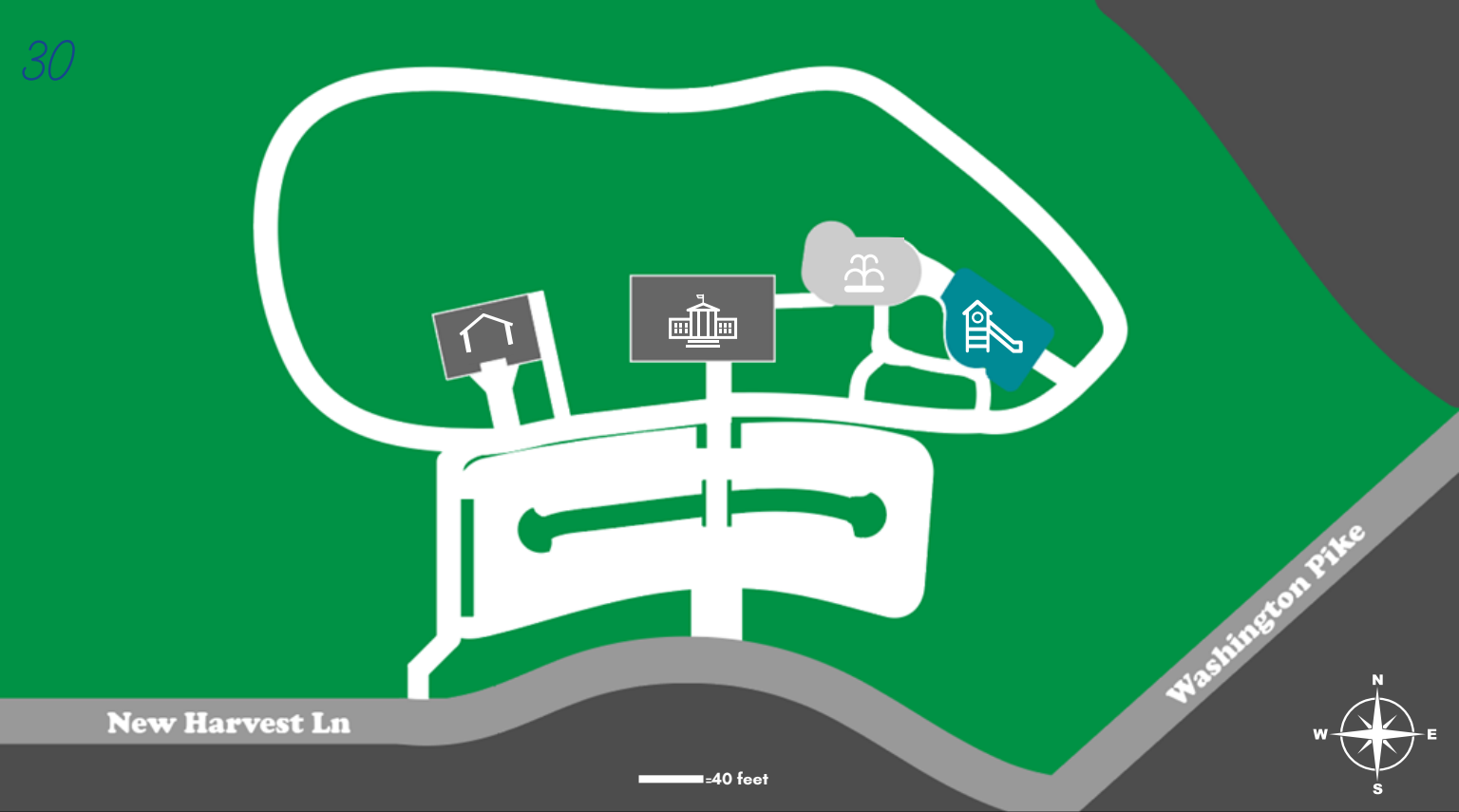
*Greetings from  
New Harvest Park*

## Amenities include:

- PLAYGROUND
- SPLASHPAD
- RESERVABLE PICNIC SHELTER
- RESERVABLE COMMUNITY BUILDING
- AMPHITHEATER

- RESTROOMS
- BENCHES
- WATER FOUNTAIN
- 1/4 MILE WALKING TRAIL





Community Building



Playground






Splashpad



Picnic Shelter

This is your Adventure Map for New Harvest Park. Use it to test out your adventure skills and explore the park. Can you find all the features in the key?



# New Harvest Park Bingo

Check off everything you see and do at the park!

B	I	N	G	O
	a flower	somebody with a dog	the entrance sign	a car
a bicycle	somebody exercising	play at the splashpad	a tree	
a bird	eat a snack	<b>Free Space</b>	an insect	the barn quilt
a seed	a sign for a KCPR event	something not on the map		somebody having a picnic
a family		a cloud	play at the playground	an animal print

# 32 New Harvest Park Word Search



F	W	G	J	P	L	A	Y	S	J
A	D	S	U	I	W	M	W	J	P
R	I	W	E	C	K	H	O	S	L
M	E	S	U	N	N	Y	F	O	A
E	S	F	B	I	X	S	Z	U	Y
R	M	R	W	C	I	D	A	T	G
S	P	L	A	S	H	P	A	D	R
M	F	Q	D	H	H	A	H	O	O
A	L	S	J	E	A	W	D	O	U
R	U	N	S	L	E	W	D	R	N
K	S	G	H	T	E	S	G	S	D
E	W	A	T	E	R	D	T	E	N
T	F	N	E	R	S	W	I	N	G

**-farmer's market - playground - splashpad - picnic shelter - run -  
-water - play - outdoors - swing - sunny-**




# *Design Your Own Barn Quilt*

Barn quilts are a type of mural found across the United States. Their patterns display artistic expression, communicate messages, express family and community traditions, and act as landmarks across the countryside. Now, you get to design your very own pattern!



Barn quilts mimic traditional fabric quilt patterns made up of different colored shapes. More simple ones are made up of triangles and squares, but they can have complex repeating patterns. The image on the left is the barn quilt seen at New Harvest Park. Use the black space to design your own pattern.







*Visit Scenic*

# *Sterchi Hills Park*


## Amenities include:

- RESERVABLE PICNIC SHELTER
- 2 TENNIS COURTS
- PAVED WALKING TRAILS
- WILDLIFE VIEWING
- WILDFLOWER FIELD
- BASKETBALL
- ACCESSIBLE PLAYGROUND





— =90ft



**basketball court**



**playground**



**greenway**



**tennis court**








**picnic shelter**

This is your Adventure Map for Sterchi Hills Park. Use it to test out your adventure skills and explore the park. Can you find all the features in the key?



# Sterchi Hills Park Bingo

Check off everything you see and do at the park!

B	I	N	G	O
something not on the map	a tree	a bird		a seed
	an animal print	play at the playground	an insect	walk on the greenway
a sunset		Free Space	somebody exercising	eat a snack
a cloud	play a game of basketbal		a bicycle	play a game of tennis
a family	somebody having a picnic	a flower	a sign for a KCPR event	

# Sterchi Hills Park Word Search


C	O	M	M	U	N	I	T	Y	W
P	L	A	Y	G	R	O	U	N	D
L	F	H	E	B	S	G	E	K	F
A	G	P	I	C	N	I	C	I	W
Y	B	R	A	J	Y	G	P	R	I
B	A	S	K	E	T	B	A	L	L
A	E	F	F	A	E	I	E	N	D
L	K	M	A	M	N	X	R	B	F
L	N	R	U	N	N	I	N	G	L
O	D	Y	S	E	I	O	L	N	O
W	K	T	U	S	S	C	O	K	W
E	P	S	U	N	S	H	I	N	E
R	G	R	E	E	N	W	A	Y	R

-basketball - greenway - tennis - playground - play ball -  
 - wildflower - running - sunshine - community - picnic -

# *Symmetry in Nature*

Symmetry is when one half of something mirrors the other half. Look at the symmetrical wildlife below and finish the drawings.





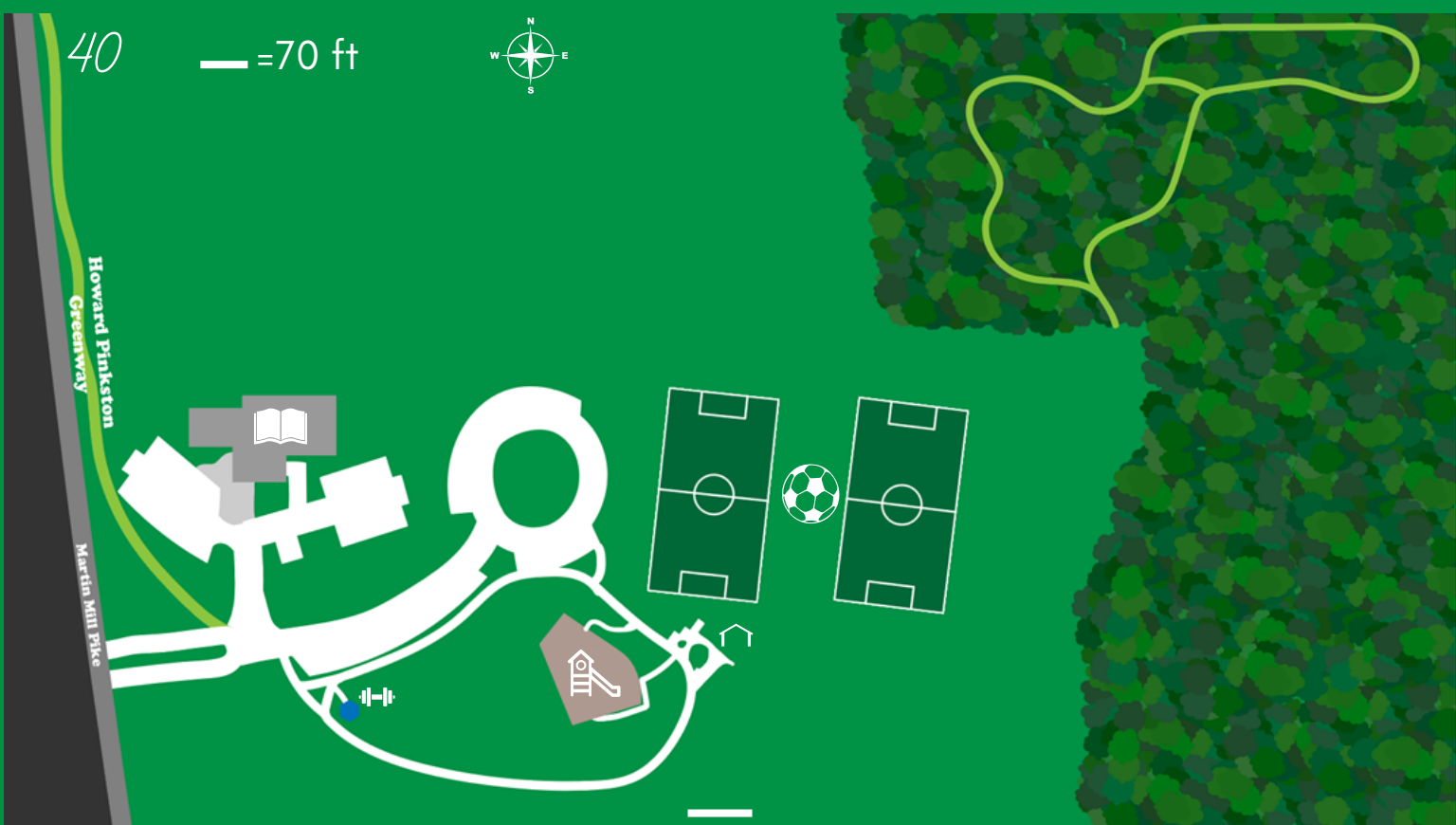
*See Beautiful*

# *French Memorial Park*

## Amenities include:

- PLAYGROUND
- PICNIC TABLES
- RESERVABLE PICNIC SHELTER
- 0.2 MILE PAVED TRAIL
- 1/2 MILE NATURE TRAIL
- RESTROOMS
- 2 SOCCER FIELDS
- GREENWAY ACCESS
- LIBRARY ACCESS
- EXERCISE YARD





library



soccer



exercise yard





playground



picnic shelter

This is your Adventure Map for French Memorial Park. Use it to test out your adventure skills and explore the park. Can you find all the features in the key?





# French Memorial Park Bingo

Check off everything you see at the park!

B	I	N	G	O
a flower	a picnic		eat a snack	somebody reading
	check out a library book	a leaf	exercise outdoors	a seed
play at the playground		<b>Free Space</b>	a librarian	something not on the map
a swing set	a greenway	a tree	an insect	
a nature trail	a paved walkway	a book		a bird

# French Memorial Park

## Word Search

P	J	Q	A	M	S	W	I	N	G
L	E	R	E	A	D	A	S	P	E
A	R	L	Q	O	W	L	M	A	N
Y	X	S	I	M	I	K	L	L	A
G	B	O	O	K	I	A	N	N	T
R	J	C	U	G	L	X	I	U	U
O	S	C	B	R	U	N	N	Y	R
U	G	E	X	E	R	C	I	S	E
N	R	R	I	E	F	F	L	I	N
D	T	U	C	N	K	W	E	R	M
I	D	L	L	W	E	R	Z	R	A
L	I	B	R	A	R	Y	Y	J	G
R	H	I	D	Y	F	F	K	I	N

**library - exercise - soccer - playground -  
greenway - book - swing - read - walk - nature**

# *Design a Park*

Now it's your turn! Use the space below to map out your dream park. What features and amenities will it have? Don't forget to include a map key and a scale.



Submit your park design to us at [parks@knoxcounty.org](mailto:parks@knoxcounty.org) to be featured on the Knox County Explorer web page!



# Knox County Scavenger Hunt

Try and check off all the boxes during your adventures in Knox County Parks!

- Fill all of your field note pages
- Fill out the Weather Journal
- Pack an adventure bag
- Correctly read an Adventure Map
- Throw away 10 pieces of litter
- Go swimming or play in a splashpad
- Do something you've never done before
- Draw or paint something in a park
- Attend a KCPR event
- Have a picnic in a Knox County park
- Completely walk a nature trail
- Play a game of tennis or volleyball
- Play on a playground
- Identify an animal from a distance
- Check out a library book from the recommended reading list



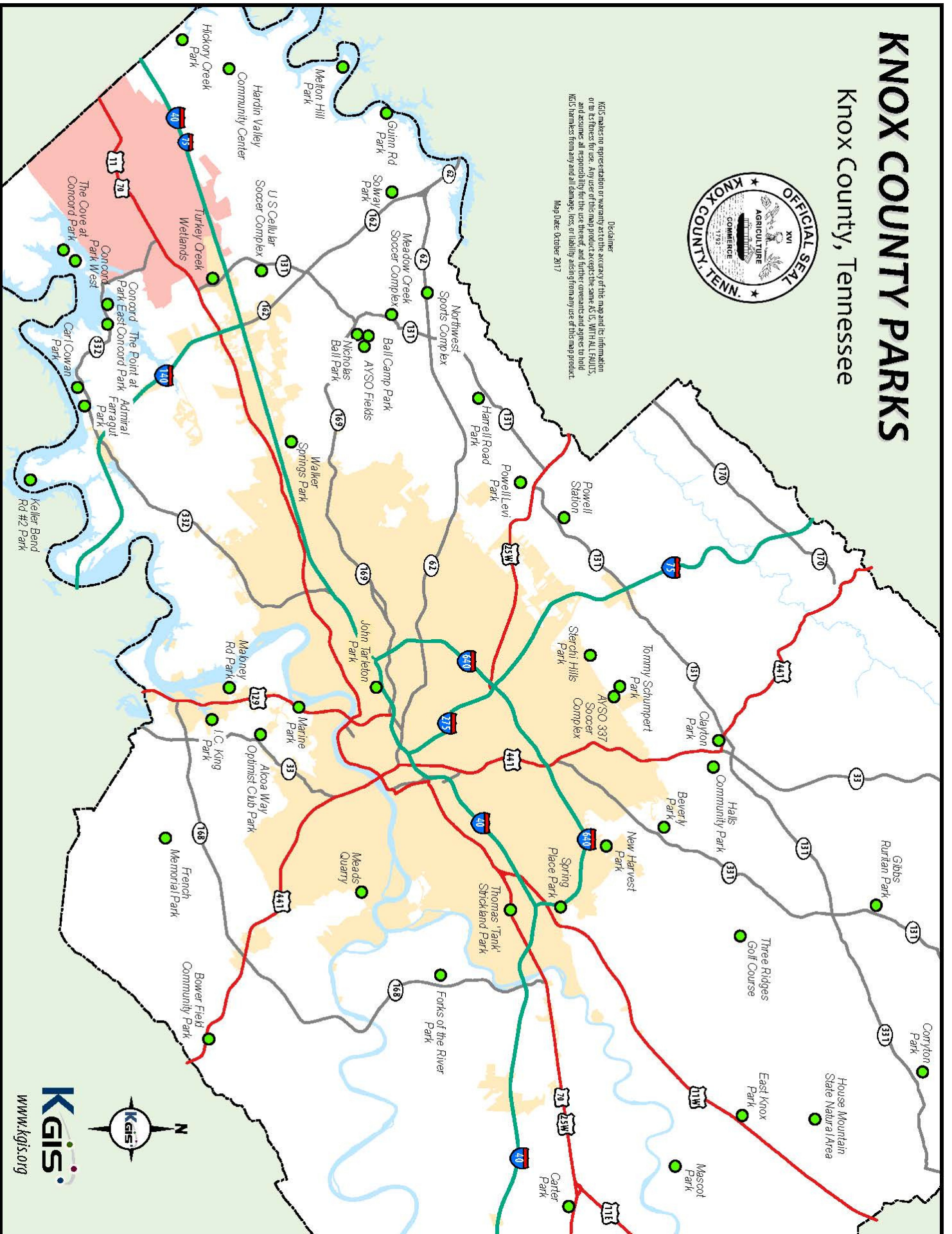
# Knox County, Tennessee



**Disclaimer**  
KGS makes no representation or warranty as to the accuracy of the map and its information or its fitness for use. Any user of this map product accepts the same AS IS, WITH ALL FAULTS, and assumes all responsibility for the use thereof, and further covenants and agrees to hold KGS harmless from any and all damage, loss, or liability arising from any use of the map product.

Map Date: October 2017

Map Date: October 2017





# Park Amenities

	Boat Access	Picnic Shelter	Picnic Tables	Playground	Soccer	Swimming	Volleyball	Fishing	Walkway	Baseball/Softball	Multi-use Fields	Tennis	Kayak Launch	Basketball	Dog Park	Golf	Hockey	Splashpad	Disc Golf	Biking/BMX	Library Access	Marina	Skate Park	Exercise Yard	Community Building
Admiral Farragut		x	x																x						
Alcoaway		x		x	x					x				x											
AYSO 337		x			x						x				x					x					
Ballcamp		x		x	x				x	x		x		x											
Beverly									x	x					x	x									
Bower				x						x															
Carl Cowan	x	x		x				x	x		x	x		x				x							
Carter		x		x	x				x	x							x								
Clayton		x		x					x																
Concord	x	x		x	x	x		x	x	x		x			x	x	x					x	x		
Corryton		x		x					x	x		x		x											
East Knox										x															
Forks of the River		x	x		x				x																
French Memorial		x	x	x	x				x												x			x	
Gibbs		x		x						x	x	x													
Guinn Rd	x	x	x																						
Halls		x		x					x	x											x				
Hardin Valley											x														
Hickory Creek	x	x	x		x																				
House Mountain									x																
I.C. King	x	x		x				x	x											x					
John Tarleton		x		x							x														
Keller Bend									x																
Maloney Rd	x		x	x				x																	
Marine	x		x					x																	
Mascot		x							x					x							x				
Meads Quarry						x																			
Melton Hill	x	x	x			x	x	x	x																
New Harvest		x		x					x									x						x	
Plumb Creek									x						x										
Powell Levi		x	x	x					x	x	x														
Powell Station		x		x					x									x							
Roy Arthur									x				x												
Solway			x							x															
Sportspark		x		x					x	x	x		x												
Spring Place		x	x	x					x																
Sterchi Hills		x		x					x			x		x											
The Cove		x	x	x		x	x		x				x												
Thomas Strickland		x	x	x					x												x				
Three Ridges		x														x									
Tommy Schumpert									x	x	x				x				x						
Turkey Creek									x																
Walker Springs		x	x	x					x																

To learn more about the parks, or to reserve a picnic shelter, community building, or sports field, please visit [www.knoxcounty.org/parks](http://www.knoxcounty.org/parks)

# Additional Reading

Check out the following books from Knox County Libraries to continue your exploration!

## The Eyewitness Books Series:

- Butterfly and Moth
- Pond and River
- Plant
- Insect
- Earth
- Animal
- Ecology
- Tree
- Weather
- Bird
- Rocks and Minerals
- Mammal
- Sports
- Fish

## The NAS First Field Guide Series:

- Amphibians
- Birds
- Insects
- Mammals
- Rocks and Minerals
- Trees
- Weather
- Wildflowers

## For More Activities:

- Animal Exploration Lab for Kids: 52 Family-friendly Activities for Learning About the Amazing Animal Kingdom
- Outdoor Science Lab for Kids: 52 Family-friendly Experiments for the Yard, Garden, Playground, and Park
- The Kids' Guide to Nature Adventures: 80 Great Activities for Exploring the Outdoors
- The Kids' Nature Book: 365 Indoor/Outdoor Activities and Experiences

## For Continued Exploration:

- How to be a Nature Detective
- Kids' Guide to Camping: All You Need to Know About Having Fun in the Outdoors
- Leaflets Three, Let it Be!: The Story of Poison Ivy
- Let's Play Outdoors!: Exploring Nature for Children
- The Secret Signs of Nature: How to Uncover Hidden Clues in the Sky, Water, Plants, Animals, and Weather

## Other Recommended Reading:

- Bugs are Insects
- Kaleidoscope of Creatures
- Slap, Squeak & Scatter: How Animals Communicate
- The Animal Book: a Collection of the Fastest, Fiercest, Toughest, Cleverest, Shyest--and Most Surprising--Animals on Earth
- The Beetle Book
- The Frog Book

